



OFFICES

20 rue des Peupliers,
L-2328, **Luxembourg**

2880 Lakeside Drive, #135,
Santa Clara, CA 95054, **USA**

info@artec3d.com
www.artec3d.com

SHOWROOM

2880 Lakeside Drive, #135,
Santa Clara, CA 95054, **USA**

B-001-05/2020-NOPE-ENG



PROFESSIONAL 3D SCANNING SOLUTIONS



MULTI-AWARD WINNING SOLUTIONS

As the 2019 Best 3D Scanning & Metrology Company (3D Printing Industry), our 3D scanners & software are user-friendly enough for beginners to pick up and use, yet powerful enough for even the most demanding of scanning pros. Whether you need to 3D scan tiny mechanical parts or a massive industrial warehouse, our full range of 3D scanning solutions has you covered.

BEST-IN-CLASS TARGET-FREE TECHNOLOGY

Based on target-free technology, all our 3D scanners and software are plug and play and require only a minimum of training.

OVER 12 YEARS ON THE MARKET

With over 12 years on the market, our award-winning professional 3D scanners are being used in 146 countries, everywhere from Australia to Zimbabwe, throughout industries such as manufacturing, reverse engineering, quality control, aerospace, healthcare, scientific research, and others.

4

**DIGITALLY CAPTURE OBJECTS
OF ALMOST ANY SIZE**

**THE ARTEC 3D SCANNER LINE
AND THE KEY FEATURES
OF EACH DEVICE**

8

**DATA PROCESSING VIA ARTEC
STUDIO SOFTWARE AND EXPORT**

10

22

**ARTEC 3D SCANNER
COMPARISON
TABLE**

**TRAINING &
SUPPORT**

23

12

**3D SCANNING
APPLICATIONS. WHICH
INDUSTRIES BENEFIT
FROM 3D SCANNERS?**

Reverse Engineering 12

14 **Rapid Prototyping**

Quality Control 15

16 **Healthcare**

Science & Research 18

19 **CGI**

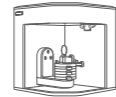
**Heritage Preservation
& Virtual Museums** 20

21 **Forensics**

Digitally capture objects of almost any size



Try Artec Micro

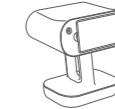


SCAN SIZE:
VERY SMALL

- Engine valves
- Connectors
- Small parts
- Watch gears & parts
- Electronic components
- Human teeth & jewelry

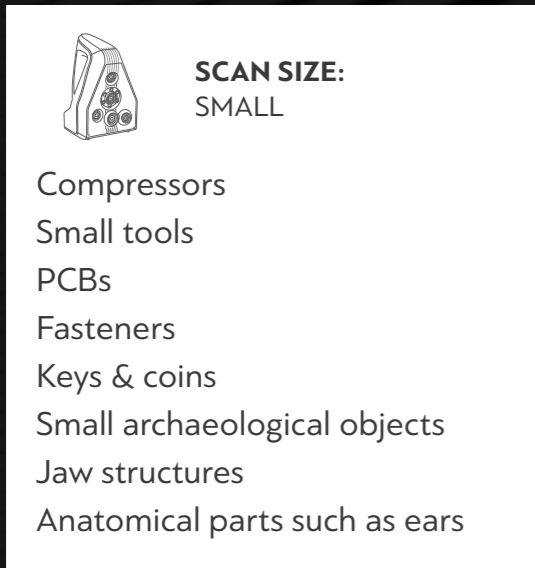


Try Artec Leo

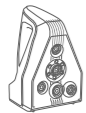


SCAN SIZE:
MEDIUM-LARGE

- Auto bodies
- Industrial equipment
- Vehicle interiors
- Ship propellers
- Small boats
- Human body scans
- Furniture and room interiors



Try Artec Space Spider




SCAN SIZE:
SMALL

- Compressors
- Small tools
- PCBs
- Fasteners
- Keys & coins
- Small archaeological objects
- Jaw structures
- Anatomical parts such as ears



Try Artec Leo




Try Artec Eva



SCAN SIZE:
MEDIUM

- Gearboxes
- Construction equipment
- Castings
- Alloy wheels
- The human body
- Furniture
- Statues



Try Artec Ray



SCAN SIZE:
LARGE-VERY LARGE

- Airplanes
- Small and large vehicles
- Ships
- Wind turbines
- Warehouses
- Factory floors
- Archaeological sites
- Aircraft hangars

Use a combination of scanners to digitize a whole environment

Artec 3D scanners can easily be combined for high-accuracy and high-resolution captures of complex environments with objects of varying sizes and detail. For example, a modern airplane hangar with aircraft, service vehicles, and equipment.

SCAN SIZE:
MEDIUM-LARGE

SCAN SIZE:
SMALL

SCAN SIZE:
LARGE-VERY LARGE

Hangar architecture & overall aircraft exterior, fuselage, wings, service vehicles.



Artec
Ray

Aircraft landing gear, doors, engines, flaps, interiors of plane and service vehicles.



Artec
Leo

Instrument panels, circuits, hydraulics, avionics, antennas, gearboxes.



Artec
Space Spider

The Artec 3D SCANNER RANGE

DESKTOP 3D SCANNING

AUTOMATED & METROLOGY-GRADE

If you're looking to 3D scan a number of small objects with the highest precision, then most likely a desktop scanner will be your best choice. You simply mount the object onto the scanning platform, and with a few mouse clicks, the scanner will start the automatic scanning process.



Artec Micro

Easy-to-use desktop 3D scanner with a point accuracy of up to 10 microns, Artec Micro is an ideal choice for tasks such as quality inspection, reverse engineering, product design, manufacture, jewelry and dentistry.

ACCURACY:
up to 0.01 mm

SCANNING OBJECT SIZE: VERY SMALL

LONG-RANGE 3D SCANNING

FAST METROLOGY-GRADE CAPTURE OF LARGE OBJECTS

A long-range scanner has a very large field of view and is the ideal solution for digitally capturing large areas fast and with maximum accuracy. Tripod mounted, the scanner should be moved to different positions around the object in order to scan from multiple angles.



Artec Ray

A long-range laser scanner that quickly delivers submillimeter accuracy. Designed for the highest precision and clean data capture, Ray is ideal for inspection/quality control as well as reverse engineering.

ACCURACY:
up to 0.7 mm @15m

SCANNING OBJECT SIZE: LARGE TO VERY LARGE

HANDHELD 3D SCANNING

PORTABLE, FAST AND INTUITIVE

A professional handheld 3D scanner is portable and user-friendly, making it fast to capture objects and detailed areas from all angles and in almost any environment. Handheld 3D scanners are also the best tool for digitizing hard-to-scan areas such as black or shiny surfaces.



Artec Space Spider

An ultra-high-resolution 3D scanner that excels at precisely capturing small objects and complex details for reverse engineering.

ACCURACY:
up to 0.05 mm

SCANNING OBJECT SIZE: SMALL



Artec Eva

Long-time industry-favourite, this versatile 3D scanner makes fast 3D scans of objects such as the human body, furniture, industrial machinery and ancient artifacts.

ACCURACY:
up to 0.1 mm

SCANNING OBJECT SIZE: MEDIUM



Artec Eva Lite

Budget version of Artec Eva for capturing organic shapes. Good entry level option for healthcare, universities or schools. No color capture for tracking, align or texturing.

ACCURACY:
up to 0.1 mm

SCANNING OBJECT SIZE: MEDIUM



Artec Leo

Next generation 3D scanner. Tetherless, with a built-in screen and onboard processing, Leo makes professional 3D scanning as simple as taking a video on a cell phone. Powerful technology, which even captures under direct sunlight.

ACCURACY:
up to 0.1 mm

SCANNING OBJECT SIZE: MEDIUM TO LARGE

ARTEC STUDIO. 3D SCANNING AND DATA PROCESSING SOFTWARE

Creating professional 3D models requires smart and powerful software to capture, process, analyze, and edit large volumes of 3D data.

EASY 3D SCANNING WITH ARTEC STUDIO

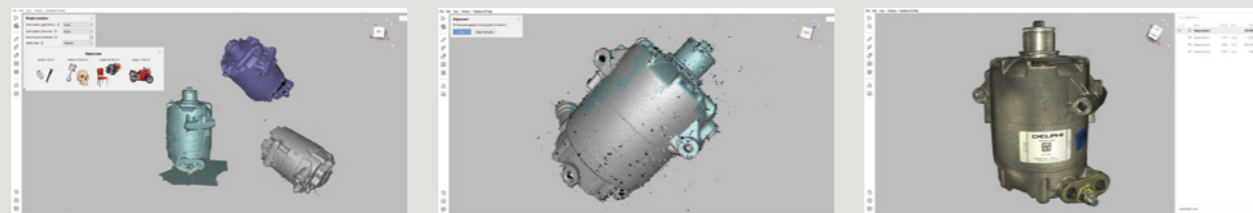
All Artec scanners, with the exception of Artec Leo, capture 3D data via the comprehensive Artec Studio and its proprietary algorithms.

- / User-friendly and intuitive interface for smooth, expertly guided 3D scanning
- / Quick and easy start-up process
- / 3D Radar guides you to hold the scanner at the optimal distance from the object
- / Get high quality scans every time with a smart tracking system that ensures correct movement of the scanner and object capture
- / Stop or pause scanning and continue exactly where you left off by using the smart auto-continue feature

SMART, FAST AND AUTOMATED PROCESSING OF 3D DATA

AUTOPILOT.

CREATE PROFESSIONAL 3D MODELS IN JUST A FEW CLICKS



Answer a few easy questions about the object you have scanned, indicating its size, geometry and texture. All the questions are illustrated with clear examples.

Based on the info provided, Autopilot automatically chooses the right algorithms and settings to deliver the best possible result.

Fast and accurate application of automatically selected settings for all the processing stages: Creates a high precision 3D model in no time.

ADVANCED TOOLS FOR 3D MODELLING

- / Smart geometry and texture editing
- / Automatic glare removal based on PBR algorithms
- / Organically patch and seal holes with Bridges

INSPECT YOUR 3D MODEL IN ARTEC STUDIO

- / Import a CAD file and compare it with your 3D scan.
- / Use primitives to measure deviation
- / Get all the needed measurements including the surface and volume of your model
- / Annotate your 3D objects

SCAN TO CAD FOR REVERSE ENGINEERING

- / Fit CAD primitives to your 3D model
- / Save fitted primitives as a CAD file and import to SOLIDWORKS, Design X or other CAD software
- / Precisely position your 3D scan in the global coordinate system
- / Create precise sections and export contours as DXF



EXPORT YOUR 3D MODELS OVER TO A WIDE RANGE OF POPULAR SOFTWARE



NEW SOFTWARE FEATURES AND MAJOR UPDATES RELEASED ANNUALLY

A new version of Artec Studio is released yearly, with new features and major updates, making your investment into 3D scanning a long-term, cutting edge solution.



Reverse engineering & product design



FAST



HIGHLY ACCURATE



GREAT TIME SAVER

3D scanning has proven itself to be a highly crucial tool in the reverse engineering process. It essentially eliminates the need to design a product from scratch. Not only that, but by having an incredibly precise 3D model of an existing part, with all of its surface measurements and unique characteristics, it's the ideal reference from which to start.

When it comes to improving a part or changing the design of it in some way, 3D scanning makes it possible for you to understand the original design intent. With that in mind, you'll be that much better equipped to design your new part.

3D scanning for reverse engineering gives you the fastest and most accurate path for product development as well as improving your production workflow itself. It guarantees that your new components will fit perfectly with existing parts and structures, including legacy parts that are no longer available or even those without drawings or CAD files. And when it comes to parts with highly challenging surface features and intricate geometries, this is where 3D scanning truly shines.

ROI OF 3D SCANNING FOR REVERSE ENGINEERING


Artec 3D scanners: the perfect investment for reverse engineering

An international manufacturer and distributor of construction machine spare parts wanted to replace old parts with new ones milled from 3D models made by the Artec Eva 3D scanner.

| | TRADITIONAL METHOD Manual measurement | NEW METHOD High-speed 3D scanning with Artec Eva |
|--------------------------|--|--|
| Time | Approximately 2 weeks to complete each 3 m part + production time. | 11 hours total: 30–40 mins to scan each part, 3–4 hrs to create 3D model, 7–8 to convert to solid models. |
| Cost | Approximately 80 hours at \$50/hour = \$4000. | 11 hours at \$50/hour = over 85% cheaper than the manual method. |
| Method | Using measurement tools including tape measures, calipers, angle meters, protractors and thread gauges. Then the final drawing is created in CAD software. | 3D scanning each part in detail, top and bottom, using Artec Eva, 3D data processing in Artec Studio and CAD conversion using Geomagic Design X. |
| Level of accuracy | High risk of inaccuracy, since it is very difficult to measure such parts by hand. | Up to 0.1 mm 3D accuracy. |

| ROI per 3 m part | Manual + CAD | 3D scanning + CAD |
|------------------|--------------|---------------------------|
| Time | 80h | 11 h (85% saving) |
| Cost | \$4000 | \$550 (85% saving) |

! THE COMPANY ACHIEVED OVER 85% REDUCTION IN TIME AND COST USING 3D SCANNING



Rapid prototyping



COST-EFFECTIVE



FAST



FLEXIBLE

For a broad variety of industrial applications, rapid prototyping with 3D scanners is a reliable and cost-effective path to creating 3D models of products, parts, and even entire machines. Prior to manufacturing in large quantities, engineers can use such 3D models for testing existing parts as well as variations of the same parts, in addition to unique product designs based upon the original models. This step-by-step verification is a crucial phase during which testing is conducted that factors in size and shape, as well as the characteristics of different materials.

In recent years, the combination of 3D scanning and 3D printing (additive layer manufacturing) has become a popular option for companies making prototypes, opening up the range of possibilities for industrial manufacturing even more. Having the flexibility to confidently create and test prototypes in diverse materials in a matter of hours has been a long-standing dream come true for engineers and product designers worldwide.



SIGNS YOU REALLY NEED 3D SCANNING

If you haven't started leveraging this rapid non-contact measurement technology yet, here are the key warning signs that indicate it's time to dive into the world of scanning.



You need to measure complex parts



You need to measure soft parts



Measuring parts takes too much time



You need to re-measure parts you don't have access to



You are not sure why some parts fail



You think you might be scrapping perfectly good parts



You need to measure things in more places

Quality control



MEASURE TRICKY / HARD TO ACCESS AREAS



REDUCE PRODUCTION TIME



INCREASE THE QUALITY OF YOUR OUTPUT

Even the most highly precise production facilities manufacture parts with slight variations from the original CAD design. The question is whether those deviations are acceptable or not. 3D scanning lets you create precise models of your parts, and then via either first article inspection or in-line inspection, you can use these models to confirm if your parts are within specified tolerances. By doing so, you can significantly reduce production time, slash production costs, as well as limit liability issues related to product failure.

Non-contact 3D scanning does what manual inspection simply cannot. Digital inspection can precisely and fully document disparities well beyond the level of pass/fail. When working with a 3D scanner that offers submillimeter accuracy, you can easily create 3D models for CAD reports that clearly show the full spectrum of deviations across the part's surfaces.



ROI OF 3D SCANNING FOR CUSTOM ORTHOTICS

Artec 3D scanners:
a superlative choice for custom orthotics

An orthotics & prosthetics clinic needed to reduce the time & costs required for making custom orthoses, while making them more precise and comfortable.

Healthcare



NON-CONTACT



FAST



CUTTING-EDGE IMAGE-MAKING TECHNOLOGY

In recent years, 3D scanners have seen more and more widespread use throughout the healthcare industry. Whether that's for making prosthetic limbs, 3D-printed knee replacements, 3D-printed organs using stem cells, custom orthotics, or precise dental implants, 3D scanners have enabled healthcare professionals worldwide to do what they only dreamed of in the past. Not to mention the safety record of 3D scanners, which use either photos or structured white light and therefore pose no risk as do X-rays and MRIs, with their use of radiation.

One of the most basic yet at the same time most beneficial uses of 3D scanning in healthcare is that it allows doctors to quickly and safely visualize a range of various solutions for a patient without having to directly test them. Such applications include using 3D scanning to digitally capture a patient's unique anatomy, then export the model to a CAD program and create a prosthetic limb that is comfortable from day one. Another application is in making fast and accurate diagnoses at earlier stages than ever before.

TRADITIONAL METHOD Manual measurement

NEW METHOD High-speed 3D scanning with Artec Eva

| | TRADITIONAL METHOD Manual measurement | NEW METHOD High-speed 3D scanning with Artec Eva |
|--------------------------|--|---|
| Time | 30 minutes for casting, 1 hour for measurement, 3 hours CAD design, 30 minutes milling and finishing. | 3 minutes for 3D scanning, 20 minutes processing & CAD, 30 minutes milling and finishing. |
| Cost | Approximate time: 5 hours. | Approximate time: 1 hour = 80% time savings compared to traditional method. |
| Method | Plaster casting together with tape measures and calipers, with the final drawings being created in CAD software and sent to the milling machine. | 3D scanning patient's feet from all sides with Artec Eva, processing in Artec Studio, converting to CAD, then sending to milling machine. |
| Level of accuracy | Slow and messy, as well as uncomfortable for patients. High risk of inaccuracy. | Up to 0.1 mm 3D accuracy. |

| ROI per orthosis | Traditional + CAD | 3D scanning + CAD |
|------------------|-------------------|---------------------|
| Time | 5h | 1 h (80% less time) |
| Cost | Full cost | 69% cheaper |

! THE CLINIC ACHIEVED 80% REDUCTION IN TIME AND 69% REDUCTION IN COSTS USING 3D SCANNING



Science & Research



HIGHLY ACCURATE



EASILY SHAREABLE DATA



NON-CONTACT

Scientists in fields from anatomy to zoology, and everything in between, have been embracing 3D scanning for years now. 3D scanning is unequalled when it comes to rapidly and precisely gathering digital data about objects as well as environments. This has allowed scientists to reduce the time for data collection and measurement down to a bare minimum, thereby maximizing their time and energy for analysis and collaboration.

To focus on the field of paleontology, for example, researchers using 3D scanning use captured digital data to gain clear windows into a specimen's biological structure, as well as its genetic influences, evolutionary changes over time, its environment, and much more.

With its ability to capture millions of points per second, and precisely measure even the most organic and elaborate of objects, 3D scanning gives researchers a pivotal tool for use in a myriad of applications, both in the laboratory and out in the field. On top of that, due to the fragile nature of many specimens and objects, a key requirement in many scientific fields is that of non-contact with the specimens being studied. 3D scanning answers this demand perfectly, as it allows the high resolution digital capture of objects at submillimeter levels of accuracy, without the need for any physical contact with the specimen itself.



CGI



CREATE A HIGH POLY MODEL IN MINUTES



REPLICATE THE EXACT GEOMETRY



EASILY MAKE CHANGES OR ADDITIONS TO AN EXISTING OBJECT

CGI has been used to inject unforgettable scenery and jaw-dropping special effects into movies as far back as 1973. CGI and VFX have allowed movie makers worldwide to bring their dreams to life on the big screen, and 3D scanning has played an integral part in that, especially in the past decade. Rather than spending countless hours on creating new computer graphics and scenery from scratch, artists and designers can simply use a handheld 3D scanner to digitally capture props, actors, and even entire scenes in a matter of minutes. From there, it's a short process to converting these scans into 3D models, which can then be modified and integrated using a variety of cinematic technologies. The resulting digital models that we eventually see on the screen are breathtaking, often indistinguishable from the real actors, props, and locations.

3D scanning has also found its way into the video game arena. Game companies can quickly 3D scan new characters, props, and locations in mere weeks, rather than the months it used to take the traditional way. This has allowed them to release new versions faster than ever before, with a level of realism that has turned millions of users around the world into raving fans anxiously lining up for the newest release.

A more recent use of 3D scanning for CGI has been that of digitally capturing furniture and home interiors and clothing for creating online catalogs as well as lifelike VR and AR (augmented reality) websites. Users can view products in different colors, and in the case of VR/AR, navigate, explore, combine, and interact with various 3D models and environments in different configurations.



Heritage Preservation and Virtual Museums



NON-CONTACT



EASY TO MAKE PRECISE DIGITAL COPIES OF OBJECTS OR SITE

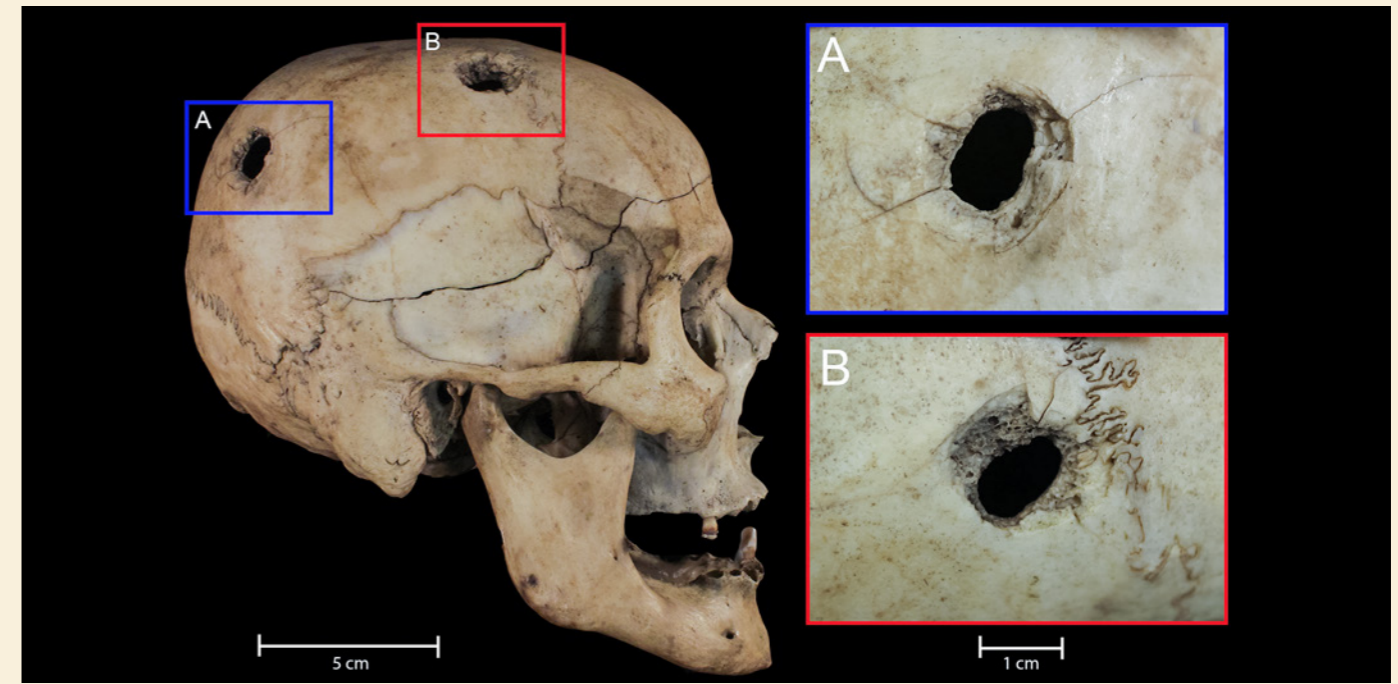


BRILLIANT COLOR-CAPTURE

The application of 3D scanning in the field of heritage and cultural preservation is growing increasingly popular in recent years. Typically performed via desktop 3D scanners for scanning very small objects, handheld, structured-light scanners for small to medium objects, or tripod-mounted laser (LiDAR) scanners for very large objects or an entire site. With all three kinds of scanners delivering up to sub-millimeter accuracy, 3D scanning gives you what nothing else can: color, highly-interactive, exact digital models of buildings, landscapes, and all the objects within and surrounding them.

Whether for VR or AR or simply archival preservation of historical architecture, monuments, sculptures, reliefs, artifacts, topography, etc., 3D scanning allows the non-contact digital cataloging of priceless, fragile objects. Additionally, in the case of future repairs or reconstruction, for example, following a fire or other disaster, such exact digital models can truly save the day.

Beyond the preservation aspect, 3D scanning has made possible what was once only dreamed of: virtual tours and fly/walk-throughs of historical buildings and locations. These are being made available for visitors and researchers both near and far. The educational and cultural outreach benefits of these kinds of experiences extend well beyond the present day. As technology progresses, the 3D data gathered today will be utilized to an even greater extent, in museums, research labs, classrooms, and elsewhere.



Forensics



FAST



PORTABLE & BATTERY OPERABLE








COLOR AND GEOMETRY CAPTURE

Today as never before, forensics investigators have a wide array of cutting-edge tools available for crime scene analysis and investigation. Traditionally, the use of cameras, tape measures, and other approximate methods of forensics investigation requires hours if not days at the crime scene itself, with each passing hour increasing the chance of evidence disappearing or the scene itself being compromised. As well, it can be extremely difficult for investigators to understand which aspects of a scene contain relevant evidence that needs to be identified and documented. 3D scanning addresses all of the above issues and more.

Using a handheld structured-light scanner, or a tripod-mounted laser scanner, or together in unison, a forensics team can digitally capture a crime scene in its entirety in minutes rather than hours. The resulting scans will be geometrically precise, with all the colors, depths, and textures present at the scene itself, not to mention the exact spatial relationships between everything captured, up to submillimeter levels of accuracy.

A more recent development in 3D scanning in forensics is that of creating 3D-printed bones and other evidence for use in the courtroom as well as ongoing investigations. Such 3D-printed replicas, if created via the use of a professional high-resolution 3D scanner, will be virtually identical to the original forensic object, and thus ideal for presentation in court to a jury, or for use during active investigations, even taken out into the field for forensic comparisons.

ARTEC 3D SCANNER COMPARISON TABLE

| |  Micro |  Space Spider |  Eva / Eva Lite |  Leo |  Ray |
|--------------------------------|--|---|---|--|--|
| Scanner type | Desktop | Handheld | Handheld | Handheld, tetherless | Long-range |
| Size of scanning object / area | Very small | Small | Medium | Medium to large | Large to very large |
| Accuracy | Up to 0.01 mm | Up to 0.05 mm | Up to 0.1 mm | Up to 0.1 mm | 0.7 mm @15 m |
| Resolution | Up to 0.029 mm | Up to 0.1 mm | Up to 0.5 mm | Up to 0.5 mm | 0.0125° |
| Target free technology | Yes | Yes | Yes | Yes | Yes |
| Color + geometry tracking | Yes | Yes | Yes / No | Yes | Yes |
| Color capture | Yes | Yes | Yes / No | Yes | Yes |
| Scanning software | Artec Studio | Artec Studio | Artec Studio | On-board software | Artec Studio or Artec Remote App |
| Data processing software | Artec Studio | Artec Studio | Artec Studio | Artec Studio | Artec Studio |
| Computer requirements | i5, i7 or i9 recommended, 32GB RAM | i5, i7 or i9 recommended, 18GB RAM | i5, i7 or i9 recommended, 12GB RAM | i5, i7 or i9 recommended, 32GB RAM | i5, i7 or i9 recommended, 32GB RAM |

Hassle-free export into a wide range of formats:

CAD: STEP, IGES, X_T Measurements: CSV, DXF, XML
Mesh: OBJ, PLY, WRL, STL, AOP, ASC, PTX, E57, XYZRG Point cloud: BTX, PTX

ARTEC STUDIO SOFTWARE

Subscribe to Artec Studio and its yearly new features and major updates to keep your 3D scanner and 3D data processing workflow at the cutting edge of 3D technology.

GLOBAL SUPPORT AND TRAINING

We offer global support, training, and integration via our extensive reseller network as well as online by Artec 3D's dedicated support team. And we stand behind all our 3D scanners with a 2-year guarantee.

**EVERY ARTEC 3D SCANNER COMES
WITH A 2-YEAR GUARANTEE**

GET A FREE DEMO AND TRY ONE OUT

Get a free demo at one of our **150 distribution centers** worldwide and see how well Artec 3D scanners can scan the types of objects you need digitizing.

www.artec3d.com/where-to-buy