


bigrep PRO



ITERATE FAST. **PRODUCE** FASTER.
GET TO MARKET FASTEST.

The BigRep PRO is a 1 m³ powerhouse, built to take you from prototyping to production. It provides a highly scalable solution to manufacture prototypes, end-use parts, factory tooling and more with high-performance, engineering-grade materials. Compared with other manufacturing and FFF printing solutions, the PRO can produce full-scale, accurate parts faster and at lower production costs.


BIGREP PRO KEY FEATURES



Industrial 3D-Printing

The 1 m³ Build Volume


The PRO continues BigRep's tradition of innovation in large-format 3D printing. Designed to print big parts including prototypes, factory tooling, patterns and mold as well as batches of smaller parts, the PRO's fully enclosed 1 m³ build volume ensures consistent print temperatures and safety from hazards on the factory floor.



High Accuracy at High Speeds

The Precisions Motion Portal

The PRO's massive 1 m³ build volume is supported by a durable, custom-built gantry engineered for high speed, fast acceleration, and accuracy. The robust frame eliminates vibrations during printing assuring fast, yet precise movement gliding the extruders along a reinforced carriage system. Powered by Bosch servo motors.



Fast, Precise & Fiber-Ready

Advanced Capability Extruders

BigRep's Advanced Capability Extruder (ACE) expands the material capabilities of the PRO while still reliably delivering quality prints with speed and precision. ACE is a direct drive extruder, perfectly equipped for fiber reinforced materials. With ACE you can print large-format, strong parts 50% faster than other printers.



JUMPSTART

Skip the Hassle, Just Print.

Using the latest PRO is easier than ever thanks to BigRep JUMPSTART, a hybrid software-hardware solution. It includes the SWITCHPLATE, a removable and flexible print bed surface, the LOCKSTAGE for easy and secure extruder mounting, and the MXT[®] Control System that bypasses manual calibration and ensuring optimal first print layers.

TECHNICAL SPECIFICATIONS

Version	BigRep PRO.2
Build Volume	x 40 y 38 z 38.5 in (x 1020 y 970 z 985 mm)
Layer Height Resolution	0.3 mm, 0.6 mm Other layer heights supported through slicer software.
Speed Acceleration (XY)	Max. 600 mm/s Max. 5000 mm/s²
Extruders	Two Fiber-Ready PRO ACE Extruders Interchangeable hotend with fiber-ready 0.6mm and 1 mm nozzle.
Printing Technology	Fused-Filament-Fabrication (FFF / FDM)
Certified BigRep materials	HI-TEMP CF, PRO HT, PETG, ASA, PA6/66, PA12-CF Other filaments upon request.
Support materials	BVOH Other filaments upon request
Print Bed Temperature	Max. 212 °F (100 °C)
Printer Weight	Approx. 3417 lbs (1550 kg)
Size (without towerlight)	x 77 y 98 z 70 in (x 1950 y 2500 z 1790 mm)
Max. Throughput with 1 mm Nozzle	130 g/h (115 cm ³ /h)
Max Nozzle Temperature	536 °F (280 °C)
Nozzle Diameters	0.6 mm, 1.0 mm
Safety certifications	UL, CE, EC Machinery Directive 2006/42/EC Compliant

BigRep GmbH (HQ – Europe)

Gneisenaustraße 66
10961 Berlin
Germany
Phone +49 30 20 84 82 60

BigRep America Inc.

50-E Concord Street
Suite 100
Wilmington, MA 01887
United States
Phone +1 781 281 0569

BigRep APAC

BigRep Private Ltd.
201 Henderson Road
Apex @Henderson #03-13
Singapore 159545
Phone +65 6909 8191 / 9793 2515

bigrep.com



Request A Quote